



Are you ready for energy savings? Enable our cloud-based energy analytics and dashboard for your [Rainforest Eagle Energy Gateway](#), to discover, measure and verify savings in the premises you manage.

*It is assumed that the Eagle Energy Gateway already collects data from your meter(s). If not, read and understand Rainforest manuals for installing, operating, or maintaining your Eagle Energy Gateway. Installation and program procedures must be carried out and inspected by qualified personnel. Qualified personnel are those who, based on their training and experience, are capable of identifying risks and avoiding potential hazards when working with this product.*

Step 1: Register your data logger and data points with Wattics

### [Register your Eagle Energy gateway](#)

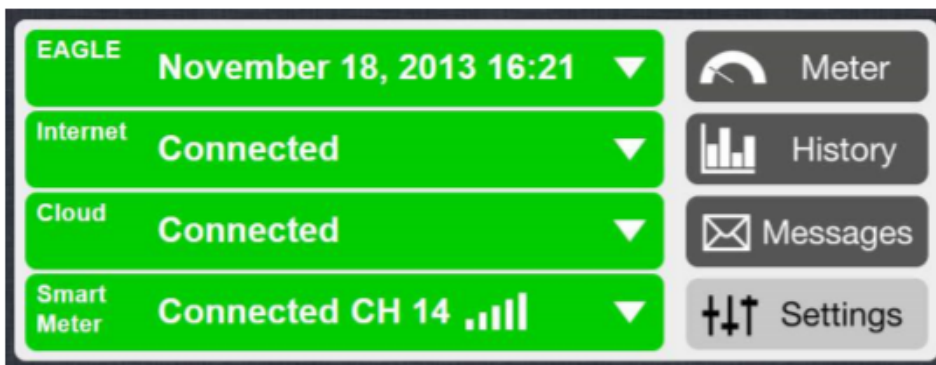
You will need to provide the **MAC address** of your Eagle Gateway, which you can find underneath the device.



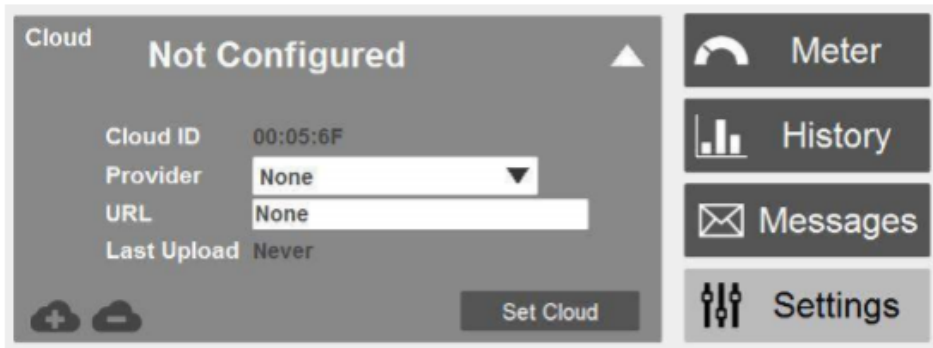
One of our agents will contact you to set up your monthly subscription fee and give you access to the Wattics dashboard.

### Step 2: Configure your Eagle Gateway

Access your Eagle’s user interface via [rainforestcloud.com](http://rainforestcloud.com) (or via the .local web address found underneath the device). Enter your credentials to access the Web Viewer and then go to Settings.



You are now ready to set up your Eagle Gateway to send data to Wattics. Expand the Cloud status bar to bring up the Cloud sub-page.



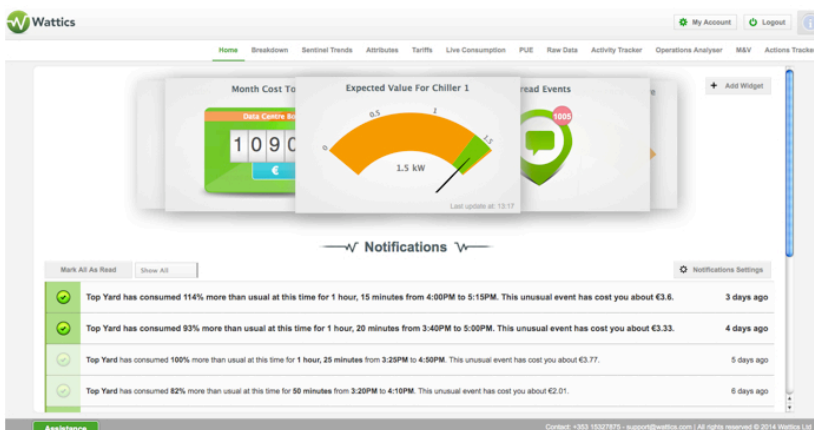
If Wattics appears as a Provider, please select it from the drop-down menu.

Otherwise, add Wattics as a provider through the “add cloud” + icon at the bottom left. When prompted, please enter the information below:

- Provider: **Wattics Ltd**
- URL: **[https://rainforest.wattics.com/eagles/data\\_points](https://rainforest.wattics.com/eagles/data_points)**

Click “Add Cloud” button to save Wattics as your new Cloud Provider.

Finally, click on “Set Cloud” to start data upload to Wattics. Your data will now be sent to Wattics, log in to your dashboard and get started!



You don't have yet a Rainforest Eagle Energy Gateway?

[Contact us](#) if you would like to receive technical and pricing information. The Rainforest gateway reads energy measurements from your ZigBee smart meter and pushes interval energy use data to Wattics via your Ethernet or WiFi network. You must check that the utility in your area supports the Rainforest Eagle before enabling Wattics.

[List of supported utilities](#)

+353 (0)1415 1242 | [info@wattics.com](mailto:info@wattics.com) | [Contact us](#)